


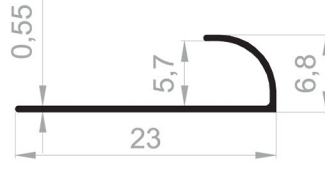
# MOBICON



## ALÜMİNYUM GURUBU ÜRÜN KATALOĞU

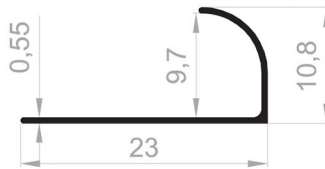

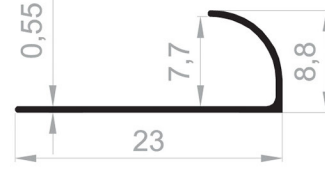
[www.mobiconplastik.com](http://www.mobiconplastik.com)



**FAYANS ÇİTALARI** (Ekonomik Seri)  
 Tile Trim Profiles (Economic Series) / Fliesen Profile (Economic Serie)


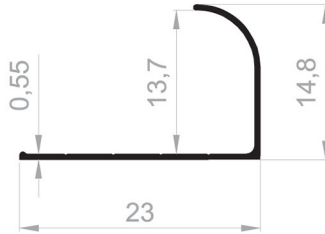

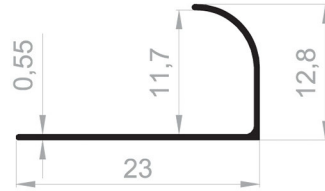
FÇ8071	
PROFİL BOY ÖLÇÜLERİ	AĞIRLIK
Profile Lengths/ Profil Laenge	Weight / Gewicht
2500 mm / 2700 mm / 3000 mm	0.049 kg/m

FÇ8070	
PROFİL BOY ÖLÇÜLERİ	AĞIRLIK
Profile Lengths/ Profil Laenge	Weight / Gewicht
2500 mm / 2700 mm / 3000 mm	0.051 kg/m



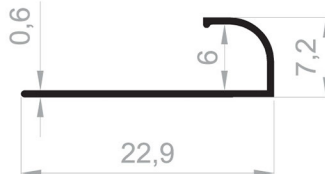
FÇ8041	
PROFİL BOY ÖLÇÜLERİ	AĞIRLIK
Profile Lengths/ Profil Laenge	Weight / Gewicht
2500 mm / 2700 mm / 3000 mm	0.055 kg/m

FÇ8068	
PROFİL BOY ÖLÇÜLERİ	AĞIRLIK
Profile Lengths/ Profil Laenge	Weight / Gewicht
2500 mm / 2700 mm / 3000 mm	0.057 kg/m



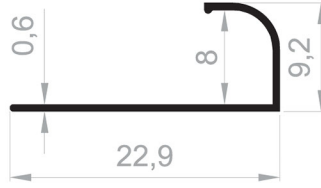
FÇ8069	
PROFİL BOY ÖLÇÜLERİ	AĞIRLIK
Profile Lengths/ Profil Laenge	Weight / Gewicht
2500 mm / 2700 mm / 3000 mm	0.060 kg/m

FÇ2686	
PROFİL BOY ÖLÇÜLERİ	AĞIRLIK
Profile Lengths/ Profil Laenge	Weight / Gewicht
2500 mm / 2700 mm / 3000 mm	0.054 kg/m



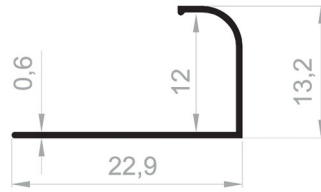
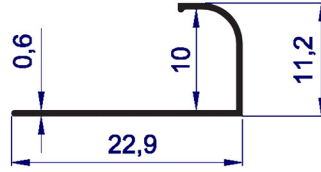
## FAYANS ÇİTALARI (Ekonomik Seri)

Tile Trim Profiles (Economic Series) / Fliesen Profile (Economic Serie)



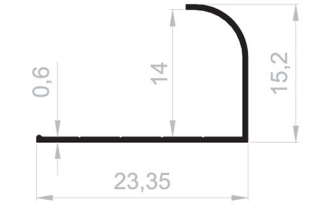
FÇ2457	
PROFİL BOY ÖLÇÜLERİ	AĞIRLIK
Profile Lengths/ Profil Laenge	Weight / Genwicht
2500 mm / 2700 mm / 3000 mm	0.058 kg/m

FÇ2402	
PROFİL BOY ÖLÇÜLERİ	AĞIRLIK
Profile Lengths/ Profil Laenge	Weight / Genwicht
2500 mm / 2700 mm / 3000 mm	0.060 kg/m



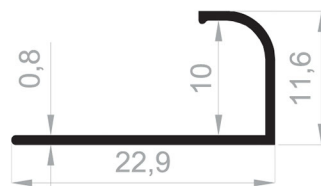
FÇ2458 (Ekonomik Seri / Economic Series)	
PROFİL BOY ÖLÇÜLERİ	AĞIRLIK
Profile Lengths/ Profil Laenge	Weight / Genwicht
2500 mm / 2700 mm / 3000 mm	0.064 kg/m

FÇ2283 (Ekonomik Seri / Economic Series)	
PROFİL BOY ÖLÇÜLERİ	AĞIRLIK
Profile Lengths/ Profil Laenge	Weight / Genwicht
2500 mm / 2700 mm / 3000 mm	0.068 kg/m

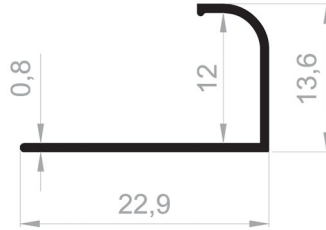



FÇ2176 (Lüks Seri / Lux Series)	
PROFİL BOY ÖLÇÜLERİ	AĞIRLIK
Profile Lengths/ Profil Laenge	Weight / Genwicht
2500 mm / 2700 mm / 3000 mm	0.078 kg/m

FÇ1607 (Lüks Seri / Lux Series)	
PROFİL BOY ÖLÇÜLERİ	AĞIRLIK
Profile Lengths/ Profil Laenge	Weight / Genwicht
2500 mm / 2700 mm / 3000 mm	0.082 kg/m

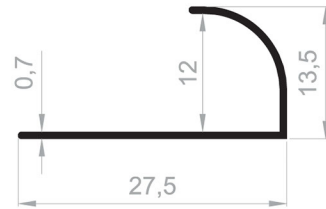


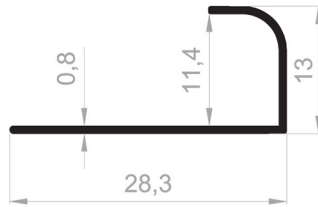


**FAYANS ÇITALARI** (Ekonomik Seri)  
Tile Trim Profiles (Economic Series) / Fliesen Profile (Economic Serie)




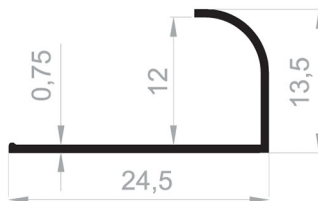
FÇ2142 (Lüks Serisi / Lux Series)	
PROFİL BOY ÖLÇÜLERİ	AĞIRLIK
Profile Lengths/ Profil Laenge	Weight / Genwicht
2500 mm / 2700 mm / 3000 mm	0.087 kg/m

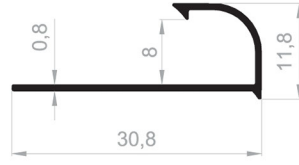

FÇ3764 (Lüks Serisi / Lux Series)	
PROFİL BOY ÖLÇÜLERİ	AĞIRLIK
Profile Lengths/ Profil Laenge	Weight / Genwicht
2500 mm / 2700 mm / 3000 mm	0.101 kg/m



FÇ1608	
PROFİL BOY ÖLÇÜLERİ	AĞIRLIK
Profile Lengths/ Profil Laenge	Weight / Genwicht
2500 mm / 2700 mm / 3000 mm	0.087 kg/m

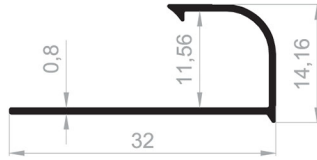


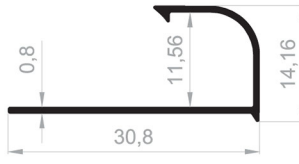
FÇ1580	
PROFİL BOY ÖLÇÜLERİ	AĞIRLIK
Profile Lengths/ Profil Laenge	Weight / Genwicht
2500 mm / 2700 mm / 3000 mm	0.084 kg/m



**FAYANS ÇİTALARI** (Ekonomik Seri)  
 Tile Trim Profiles (Economic Series) / Fliesen Profile (Economic Serie)


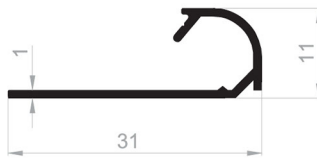


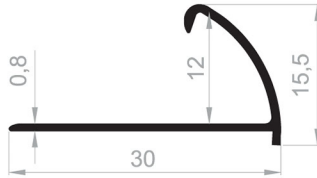
FÇ3425	
PROFİL BOY ÖLÇÜLERİ	AĞIRLIK
Profile Lengths/ Profil Laenge	Weight / Gewicht
2500 mm / 2700 mm / 3000 mm	0.109 kg/m

FÇ3426	
PROFİL BOY ÖLÇÜLERİ	AĞIRLIK
Profile Lengths/ Profil Laenge	Weight / Gewicht
2500 mm / 2700 mm / 3000 mm	0.119 kg/m




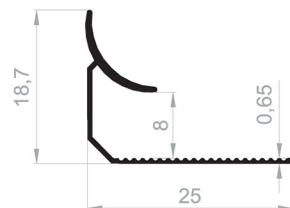
FÇ2971	
PROFİL BOY ÖLÇÜLERİ	AĞIRLIK
Profile Lengths/ Profil Laenge	Weight / Gewicht
2500 mm / 2700 mm / 3000 mm	0.121 kg/m

FÇ1978	
PROFİL BOY ÖLÇÜLERİ	AĞIRLIK
Profile Lengths/ Profil Laenge	Weight / Gewicht
2500 mm / 2700 mm / 3000 mm	0.117 kg/m

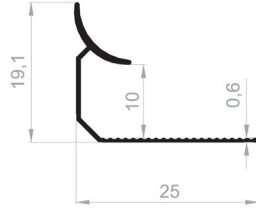



FÇ2694	
PROFİL BOY ÖLÇÜLERİ	AĞIRLIK
Profile Lengths/ Profil Laenge	Weight / Gewicht
2500 mm / 2700 mm / 3000 mm	0.138 kg/m

FÇ2687	
PROFİL BOY ÖLÇÜLERİ	AĞIRLIK
Profile Lengths/ Profil Laenge	Weight / Gewicht
2500 mm / 2700 mm / 3000 mm	0.087 kg/m

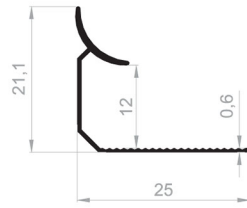


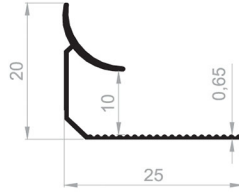


**FAYANS ÇİTALARI** (Ekonomik Seri)  
Tile Trim Profiles (Economic Series) / Fliesen Profile (Economic Serie)



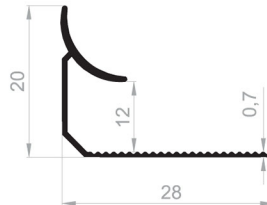


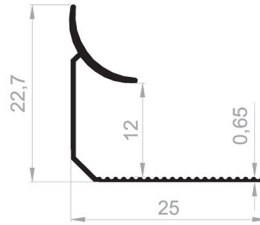
FÇ3515	
PROFİL BOY ÖLÇÜLERİ	AĞIRLIK
Profile Lengths/ Profil Laenge	Weight / Gewicht
2500 mm / 2700 mm / 3000 mm	0.081 kg/m

FÇ2141	
PROFİL BOY ÖLÇÜLERİ	AĞIRLIK
Profile Lengths/ Profil Laenge	Weight / Gewicht
2500 mm / 2700 mm / 3000 mm	0.089 kg/m



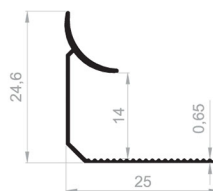
FÇ3516	
PROFİL BOY ÖLÇÜLERİ	AĞIRLIK
Profile Lengths/ Profil Laenge	Weight / Gewicht
2500 mm / 2700 mm / 3000 mm	0.085 kg/m

FÇ2166	
PROFİL BOY ÖLÇÜLERİ	AĞIRLIK
Profile Lengths/ Profil Laenge	Weight / Gewicht
2500 mm / 2700 mm / 3000 mm	0.095 kg/m

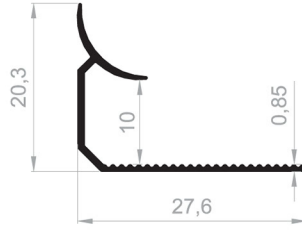



FÇ1582	
PROFİL BOY ÖLÇÜLERİ	AĞIRLIK
Profile Lengths/ Profil Laenge	Weight / Gewicht
2500 mm / 2700 mm / 3000 mm	0.103 kg/m

FÇ2282	
PROFİL BOY ÖLÇÜLERİ	AĞIRLIK
Profile Lengths/ Profil Laenge	Weight / Gewicht
2500 mm / 2700 mm / 3000 mm	0.098 kg/m



**FAYANS ÇİTALARI** (Ekonomik Seri)  
Tile Trim Profiles (Economic Seies) / Fliesen Profile (Economic Serie)



**FÇ3393** (Lüks Serisi / Lux Series)

**PROFİL BOY ÖLÇÜLERİ**  
Profile Lengths/ Profil Laenge

2500 mm / 2700 mm / 3000 mm

**AĞIRLIK**  
Weight / Genwicht

0.108 kg/m

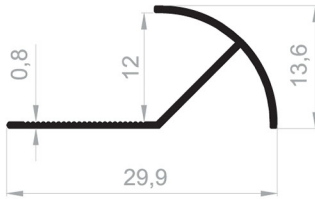

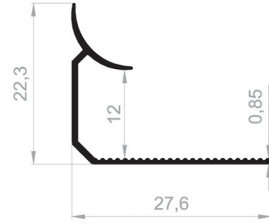
**FÇ3392** (Lüks Serisi / Lux Series)

**PROFİL BOY ÖLÇÜLERİ**  
Profile Lengths/ Profil Laenge

2500 mm / 2700 mm / 3000 mm

**AĞIRLIK**  
Weight / Genwicht

0.114 kg/m



**FÇ2206**

**PROFİL BOY ÖLÇÜLERİ**  
Profile Lengths/ Profil Laenge

2500 mm / 2700 mm / 3000 mm

**AĞIRLIK**  
Weight / Genwicht

0.106 kg/m




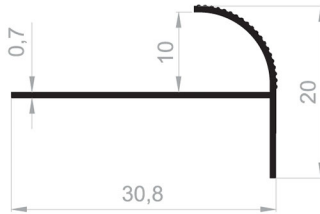
**FÇ1583**

**PROFİL BOY ÖLÇÜLERİ**  
Profile Lengths/ Profil Laenge

2500 mm / 2700 mm / 3000 mm

**AĞIRLIK**  
Weight / Genwicht

0.108 kg/m



**FÇ2355**

**PROFİL BOY ÖLÇÜLERİ**  
Profile Lengths/ Profil Laenge

2500 mm / 2700 mm / 3000 mm

**AĞIRLIK**  
Weight / Genwicht

0.081 kg/m


**FÇ2354**

**PROFİL BOY ÖLÇÜLERİ**  
Profile Lengths/ Profil Laenge

2500 mm / 2700 mm / 3000 mm

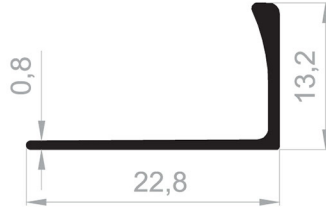

**AĞIRLIK**  
Weight / Genwicht

0.089 kg/m



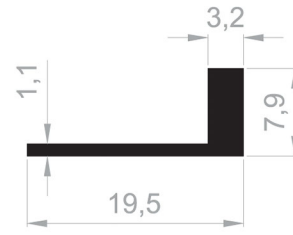


## FAYANS ÇİTALARI (Ekonomik Seri)

Tile Trim Profiles (Economic Series) / Fliesen Profile (Economic Serie)



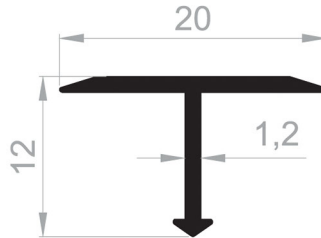

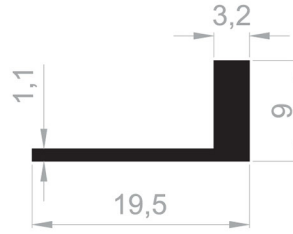
FÇ2353	
PROFİL BOY ÖLÇÜLERİ	AĞIRLIK
Profile Lengths/ Profil Laenge	Weight / Genwicht
2500 mm / 2700 mm / 3000 mm	0.098 kg/m

FÇ3734	
PROFİL BOY ÖLÇÜLERİ	AĞIRLIK
Profile Lengths/ Profil Laenge	Weight / Genwicht
2500 mm / 2700 mm / 3000 mm	0.103 kg/m




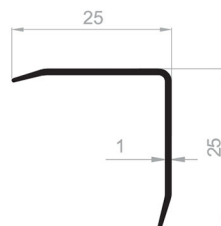
FÇ2100	
PROFİL BOY ÖLÇÜLERİ	AĞIRLIK
Profile Lengths/ Profil Laenge	Weight / Genwicht
2500 mm / 2700 mm / 3000 mm	0.117 kg/m

FÇ1026	
PROFİL BOY ÖLÇÜLERİ	AĞIRLIK
Profile Lengths/ Profil Laenge	Weight / Genwicht
2500 mm / 2700 mm / 3000 mm	0.127 kg/m



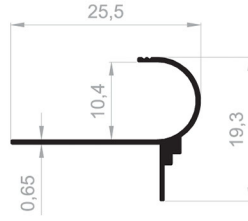

FÇ3940	
PROFİL BOY ÖLÇÜLERİ	AĞIRLIK
Profile Lengths/ Profil Laenge	Weight / Genwicht
2500 mm / 2700 mm / 3000 mm	0.095 kg/m

FÇ8043	
PROFİL BOY ÖLÇÜLERİ	AĞIRLIK
Profile Lengths/ Profil Laenge	Weight / Genwicht
2500 mm / 2700 mm / 3000 mm	0.125 kg/m





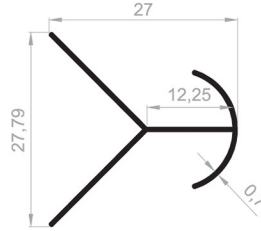


**FAYANS ÇİTALARI** (Ekonomik Seri)  
Tile Trim Profiles (Economic Series) / Fliesen Profile (Economic Serie)



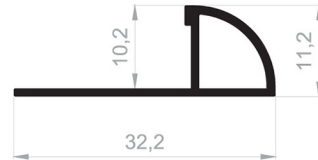
FÇ2212	
PROFİL BOY ÖLÇÜLERİ	AĞIRLIK
Profile Lengths/ Profil Laenge	Weight / Gewicht
2500 mm / 2700 mm / 3000 mm	0.098 kg/m

FÇ2180	
PROFİL BOY ÖLÇÜLERİ	AĞIRLIK
Profile Lengths/ Profil Laenge	Weight / Gewicht
2500 mm / 2700 mm / 3000 mm	0.138 kg/m

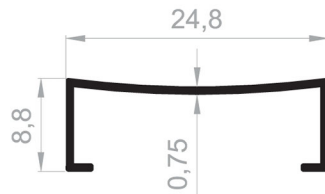



FÇ3189	
PROFİL BOY ÖLÇÜLERİ	AĞIRLIK
Profile Lengths/ Profil Laenge	Weight / Gewicht
2500 mm / 2700 mm / 3000 mm	0.144 kg/m

FÇ3190	
PROFİL BOY ÖLÇÜLERİ	AĞIRLIK
Profile Lengths/ Profil Laenge	Weight / Gewicht
2500 mm / 2700 mm / 3000 mm	0.163 kg/m


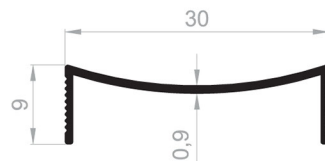


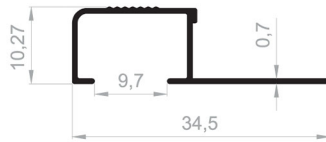
**DEKORATİF BORDÜR PROFİLİ**  
Decorative Border Profiles / Dekorativ Fliesen Profile



FÇ2156	
PROFİL BOY ÖLÇÜLERİ	AĞIRLIK
Profile Lengths/ Profil Laenge	Weight / Gewicht
2500 mm / 2700 mm / 3000 mm	0.089 kg/m

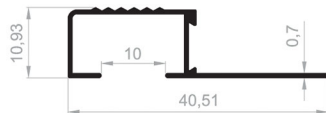


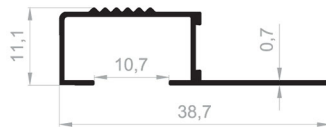
FÇ2693	
PROFİL BOY ÖLÇÜLERİ	AĞIRLIK
Profile Lengths/ Profil Laenge	Weight / Gewicht
2500 mm / 2700 mm / 3000 mm	0.108 kg/m



**MERDIVEN BASAMAK PROFİLLERİ**  
 Stair Noising Profiles / Treppenkanten und Winkelprofile


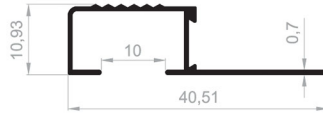

MB2179	
PROFİL BOY ÖLÇÜLERİ	AĞIRLIK
Profile Lengths/ Profil Laenge	Weight / Gewicht
2500 mm / 2700 mm / 3000 mm	0.114 kg/m

MB3881	
PROFİL BOY ÖLÇÜLERİ	AĞIRLIK
Profile Lengths/ Profil Laenge	Weight / Gewicht
2500 mm / 2700 mm / 3000 mm	0.141 kg/m



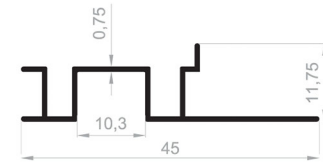


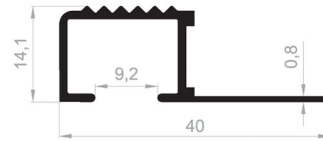
MB3346	
PROFİL BOY ÖLÇÜLERİ	AĞIRLIK
Profile Lengths/ Profil Laenge	Weight / Gewicht
2500 mm / 2700 mm / 3000 mm	0.141 kg/m

**MERDİVEN BASAMAK PROFİLLERİ**  
Stair Noising Profiles / Treppenkanten und Winkelprofile





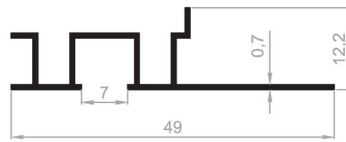
MB3346	
PROFİL BOY ÖLÇÜLERİ	AĞIRLIK
Profile Lengths/ Profil Laenge	Weight / Gewicht
2500 mm / 2700 mm / 3000 mm	0.141 kg/m

MB2208	
PROFİL BOY ÖLÇÜLERİ	AĞIRLIK
Profile Lengths/ Profil Laenge	Weight / Gewicht
2500 mm / 2700 mm / 3000 mm	0.225 kg/m




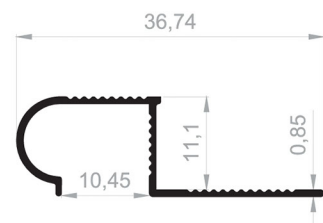
MB3241	
PROFİL BOY ÖLÇÜLERİ	AĞIRLIK
Profile Lengths/ Profil Laenge	Weight / Gewicht
2500 mm / 2700 mm / 3000 mm	0.170 kg/m

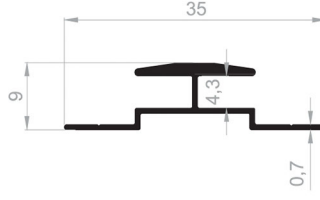
MB2178	
PROFİL BOY ÖLÇÜLERİ	AĞIRLIK
Profile Lengths/ Profil Laenge	Weight / Gewicht
2500 mm / 2700 mm / 3000 mm	0.173 kg/m



MB3250	
PROFİL BOY ÖLÇÜLERİ	AĞIRLIK
Profile Lengths/ Profil Laenge	Weight / Gewicht
2500 mm / 2700 mm / 3000 mm	0.299 kg/m

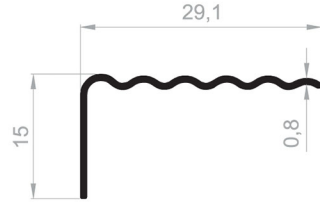
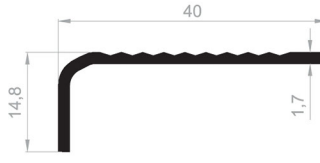
MB2207	
PROFİL BOY ÖLÇÜLERİ	AĞIRLIK
Profile Lengths/ Profil Laenge	Weight / Gewicht
2500 mm / 2700 mm / 3000 mm	0.125 kg/m



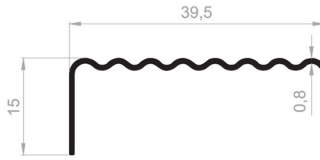
**MERDİVEN BASAMAK PROFİLLERİ**  
 Stair Noising Profiles / Treppenkanten und Winkelprofile


MB1540	
PROFİL BOY ÖLÇÜLERİ	AĞIRLIK
Profile Lengths/ Profil Laenge	Weight / Gewicht
2500 mm / 2700 mm / 3000 mm	0.149 kg/m

MB1742	
PROFİL BOY ÖLÇÜLERİ	AĞIRLIK
Profile Lengths/ Profil Laenge	Weight / Gewicht
2500 mm / 2700 mm / 3000 mm	0.217 kg/m

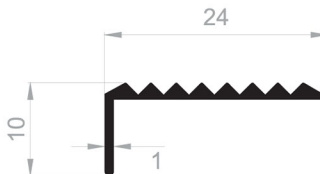

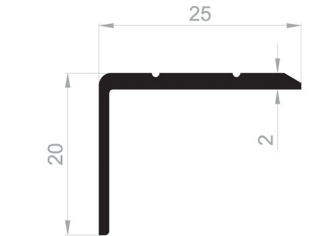


MB1857	
PROFİL BOY ÖLÇÜLERİ	AĞIRLIK
Profile Lengths/ Profil Laenge	Weight / Gewicht
2500 mm / 2700 mm / 3000 mm	0.095 kg/m



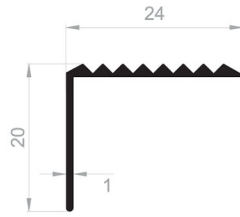

MB1858	
PROFİL BOY ÖLÇÜLERİ	AĞIRLIK
Profile Lengths/ Profil Laenge	Weight / Gewicht
2500 mm / 2700 mm / 3000 mm	0.124 kg/m

MB1977	
PROFİL BOY ÖLÇÜLERİ	AĞIRLIK
Profile Lengths/ Profil Laenge	Weight / Gewicht
2500 mm / 2700 mm / 3000 mm	0.190 kg/m



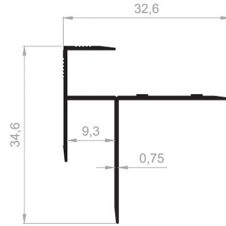

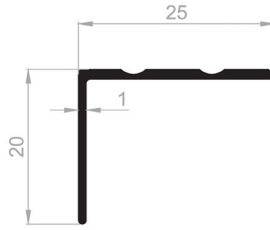
MB2199	
PROFİL BOY ÖLÇÜLERİ	AĞIRLIK
Profile Lengths/ Profil Laenge	Weight / Gewicht
2500 mm / 2700 mm / 3000 mm	0.179 kg/m

**MERDİVEN BASAMAK PROFİLLERİ**  
Stair Noising Profiles / Treppenkanten und Winkelprofile



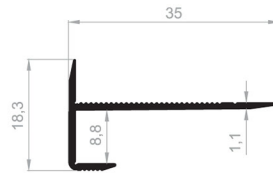

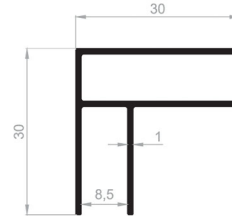
MB2698	
<b>PROFİL BOY ÖLÇÜLERİ</b> Profile Lengths/ Profil Laenge	<b>AĞIRLIK</b> Weight / Gewicht
2500 mm / 2700 mm / 3000 mm	0.333 kg/m

MB3701	
<b>PROFİL BOY ÖLÇÜLERİ</b> Profile Lengths/ Profil Laenge	<b>AĞIRLIK</b> Weight / Gewicht
2500 mm / 2700 mm / 3000 mm	0.130 kg/m



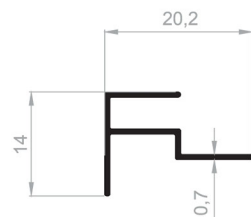
MB2050	
<b>PROFİL BOY ÖLÇÜLERİ</b> Profile Lengths/ Profil Laenge	<b>AĞIRLIK</b> Weight / Gewicht
2500 mm / 2700 mm / 3000 mm	0.173 kg/m

MB3802	
<b>PROFİL BOY ÖLÇÜLERİ</b> Profile Lengths/ Profil Laenge	<b>AĞIRLIK</b> Weight / Gewicht
2500 mm / 2700 mm / 3000 mm	0.293 kg/m

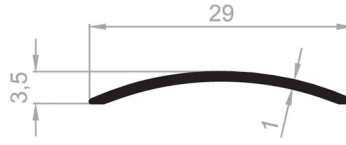



MB3308	
<b>PROFİL BOY ÖLÇÜLERİ</b> Profile Lengths/ Profil Laenge	<b>AĞIRLIK</b> Weight / Gewicht
2500 mm / 2700 mm / 3000 mm	0.163 kg/m

MB1538	
<b>PROFİL BOY ÖLÇÜLERİ</b> Profile Lengths/ Profil Laenge	<b>AĞIRLIK</b> Weight / Gewicht
2500 mm / 2700 mm / 3000 mm	0.087 kg/m

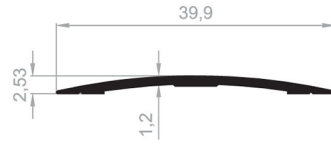


**HALI PARKE GEÇİŞ PROFİLİ**  
Connecting and Edge Trim Profiles / Übergangs und Abschlus Profile

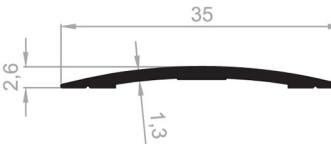


HP1877	
PROFİL BOY ÖLÇÜLERİ	AĞIRLIK
Profile Lengths/ Profil Laenge	Weight / Gewicht
2500 mm / 2700 mm / 3000 mm	0.078 kg/m

HP1150	
PROFİL BOY ÖLÇÜLERİ	AĞIRLIK
Profile Lengths/ Profil Laenge	Weight / Gewicht
2500 mm / 2700 mm / 3000 mm	0.086 kg/m


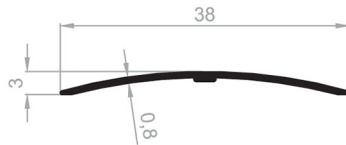


HP2602	
PROFİL BOY ÖLÇÜLERİ	AĞIRLIK
Profile Lengths/ Profil Laenge	Weight / Gewicht
2500 mm / 2700 mm / 3000 mm	0.127 kg/m



HP1152	
PROFİL BOY ÖLÇÜLERİ	AĞIRLIK
Profile Lengths/ Profil Laenge	Weight / Gewicht
2500 mm / 2700 mm / 3000 mm	0.125 kg/m

HP2704	
PROFİL BOY ÖLÇÜLERİ	AĞIRLIK
Profile Lengths/ Profil Laenge	Weight / Gewicht
2500 mm / 2700 mm / 3000 mm	0.087 kg/m



HP1702	
PROFİL BOY ÖLÇÜLERİ	AĞIRLIK
Profile Lengths/ Profil Laenge	Weight / Gewicht
2500 mm / 2700 mm / 3000 mm	0.122 kg/m

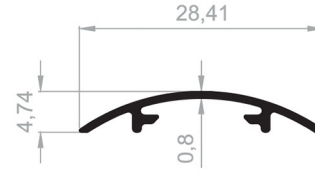

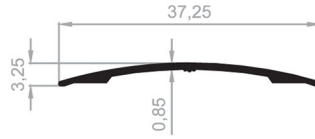
## HALI PARKE GEÇİŞ PROFİLİ

Connecting and Edge Trim Profiles / Übergangs und Abschlus Profile



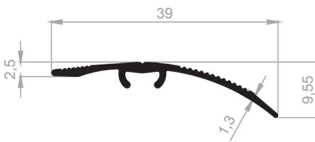
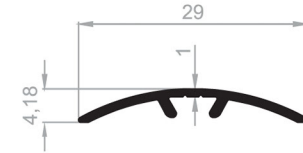
HP1856	
PROFİL BOY ÖLÇÜLERİ	AĞIRLIK
Profile Lengths/ Profil Laenge	Weight / Gewicht
2500 mm / 2700 mm / 3000 mm	0.256 kg/m

HP3377	
PROFİL BOY ÖLÇÜLERİ	AĞIRLIK
Profile Lengths/ Profil Laenge	Weight / Gewicht
2500 mm / 2700 mm / 3000 mm	0.095 kg/m



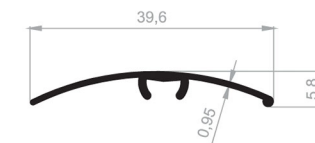
HP1852	
PROFİL BOY ÖLÇÜLERİ	AĞIRLIK
Profile Lengths/ Profil Laenge	Weight / Gewicht
2500 mm / 2700 mm / 3000 mm	0.088 kg/m

HP2350	
PROFİL BOY ÖLÇÜLERİ	AĞIRLIK
Profile Lengths/ Profil Laenge	Weight / Gewicht
2500 mm / 2700 mm / 3000 mm	0.095 kg/m



HP1718	
PROFİL BOY ÖLÇÜLERİ	AĞIRLIK
Profile Lengths/ Profil Laenge	Weight / Gewicht
2500 mm / 2700 mm / 3000 mm	0.150 kg/m

HP1151	
PROFİL BOY ÖLÇÜLERİ	AĞIRLIK
Profile Lengths/ Profil Laenge	Weight / Gewicht
2500 mm / 2700 mm / 3000 mm	0.138 kg/m

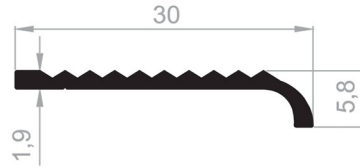


**HALI PARKE GEÇİŞ PROFİLİ**  
Connecting and Edge Trim Profiles / Übergangs und Abschlußs Profile

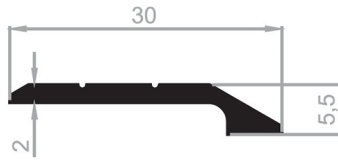


HP3952	
PROFİL BOY ÖLÇÜLERİ	AĞIRLIK
Profile Lengths/ Profil Laenge	Weight / Gewicht
2500 mm / 2700 mm / 3000 mm	0.150 kg/m

HP8008	
PROFİL BOY ÖLÇÜLERİ	AĞIRLIK
Profile Lengths/ Profil Laenge	Weight / Gewicht
2500 mm / 2700 mm / 3000 mm	0.220 kg/m

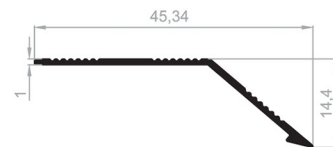

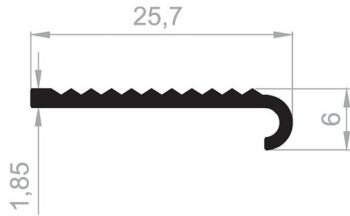


HP1863	
PROFİL BOY ÖLÇÜLERİ	AĞIRLIK
Profile Lengths/ Profil Laenge	Weight / Gewicht
2500 mm / 2700 mm / 3000 mm	0.131 kg/m



HP1976	
PROFİL BOY ÖLÇÜLERİ	AĞIRLIK
Profile Lengths/ Profil Laenge	Weight / Gewicht
2500 mm / 2700 mm / 3000 mm	0.165 kg/m

HP1736	
PROFİL BOY ÖLÇÜLERİ	AĞIRLIK
Profile Lengths/ Profil Laenge	Weight / Gewicht
2500 mm / 2700 mm / 3000 mm	0.116 kg/m

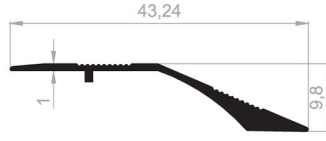


HP3928	
PROFİL BOY ÖLÇÜLERİ	AĞIRLIK
Profile Lengths/ Profil Laenge	Weight / Gewicht
2500 mm / 2700 mm / 3000 mm	0.130 kg/m



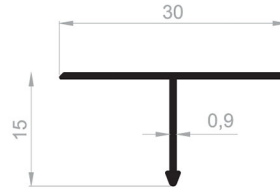

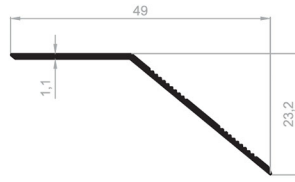
## HALI PARKE GEÇİŞ PROFİLİ

Connecting and Edge Trim Profiles / Übergangs und Abschlus Profile



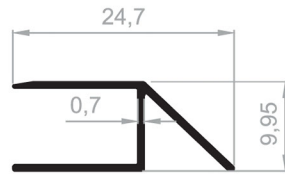

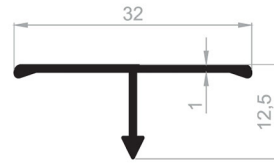
HP1724	
PROFİL BOY ÖLÇÜLERİ	AĞIRLIK
Profile Lengths/ Profil Laenge	Weight / Gewicht
2500 mm / 2700 mm / 3000 mm	0.168 kg/m

HP2003	
PROFİL BOY ÖLÇÜLERİ	AĞIRLIK
Profile Lengths/ Profil Laenge	Weight / Gewicht
2500 mm / 2700 mm / 3000 mm	0.160 kg/m



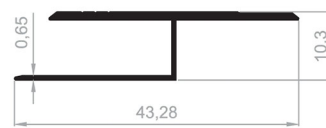
HP3801	
PROFİL BOY ÖLÇÜLERİ	AĞIRLIK
Profile Lengths/ Profil Laenge	Weight / Gewicht
2500 mm / 2700 mm / 3000 mm	0.108 kg/m

HP1664	
PROFİL BOY ÖLÇÜLERİ	AĞIRLIK
Profile Lengths/ Profil Laenge	Weight / Gewicht
2500 mm / 2700 mm / 3000 mm	0.130 kg/m

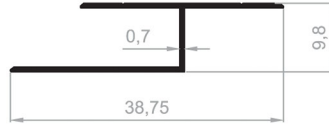


HP1723	
PROFİL BOY ÖLÇÜLERİ	AĞIRLIK
Profile Lengths/ Profil Laenge	Weight / Gewicht
2500 mm / 2700 mm / 3000 mm	0.098 kg/m

HP1914	
PROFİL BOY ÖLÇÜLERİ	AĞIRLIK
Profile Lengths/ Profil Laenge	Weight / Gewicht
2500 mm / 2700 mm / 3000 mm	0.181 kg/m

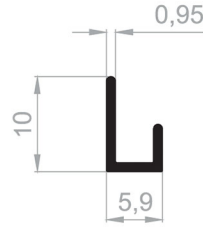
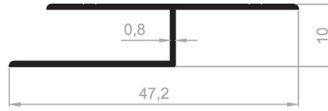


**HALI PARKE GEÇİŞ PROFİLİ**  
Connecting and Edge Trim Profiles / Übergangs und Abschluß Profile



HP1941	
PROFİL BOY ÖLÇÜLERİ	AĞIRLIK
Profile Lengths/ Profil Laenge	Weight / Gewicht
2500 mm / 2700 mm / 3000 mm	0.116 kg/m

HP2579	
PROFİL BOY ÖLÇÜLERİ	AĞIRLIK
Profile Lengths/ Profil Laenge	Weight / Gewicht
2500 mm / 2700 mm / 3000 mm	0.165 kg/m

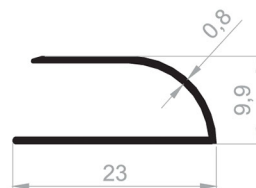
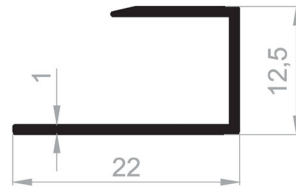


HP2418	
PROFİL BOY ÖLÇÜLERİ	AĞIRLIK
Profile Lengths/ Profil Laenge	Weight / Gewicht
2500 mm / 2700 mm / 3000 mm	0.049 kg/m



HP1682	
PROFİL BOY ÖLÇÜLERİ	AĞIRLIK
Profile Lengths/ Profil Laenge	Weight / Gewicht
2500 mm / 2700 mm / 3000 mm	0.087 kg/m

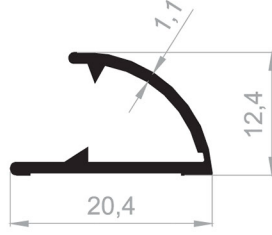
HP1224	
PROFİL BOY ÖLÇÜLERİ	AĞIRLIK
Profile Lengths/ Profil Laenge	Weight / Gewicht
2500 mm / 2700 mm / 3000 mm	0.119 kg/m



HP2152	
PROFİL BOY ÖLÇÜLERİ	AĞIRLIK
Profile Lengths/ Profil Laenge	Weight / Gewicht
2500 mm / 2700 mm / 3000 mm	0.103 kg/m


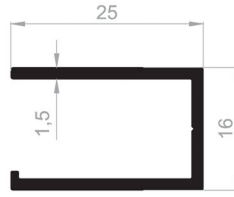
## HALI PARKE GEÇİŞ PROFİLİ

Connecting and Edge Trim Profiles / Übergangs und Abschlus Profile



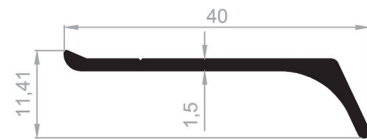


HP2580	
PROFİL BOY ÖLÇÜLERİ	AĞIRLIK
Profile Lengths/ Profil Laenge	Weight / Genwicht
2500 mm / 2700 mm / 3000 mm	0.127 kg/m

HP3455	
PROFİL BOY ÖLÇÜLERİ	AĞIRLIK
Profile Lengths/ Profil Laenge	Weight / Genwicht
2500 mm / 2700 mm / 3000 mm	0.257 kg/m



HP8057	
PROFİL BOY ÖLÇÜLERİ	AĞIRLIK
Profile Lengths/ Profil Laenge	Weight / Genwicht
2500 mm / 2700 mm / 3000 mm	0.304 kg/m

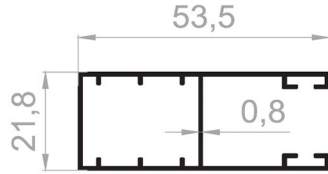
HP3144	
PROFİL BOY ÖLÇÜLERİ	AĞIRLIK
Profile Lengths/ Profil Laenge	Weight / Genwicht
2500 mm / 2700 mm / 3000 mm	0.238 kg/m



HP2990	
PROFİL BOY ÖLÇÜLERİ	AĞIRLIK
Profile Lengths/ Profil Laenge	Weight / Genwicht
2500 mm / 2700 mm / 3000 mm	0.206 kg/m

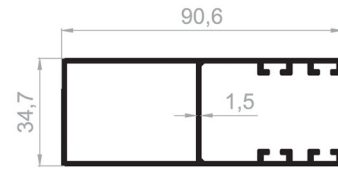
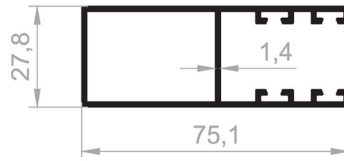


**KEPENK PROFİLİ**  
Roller Shutters / Rolladen

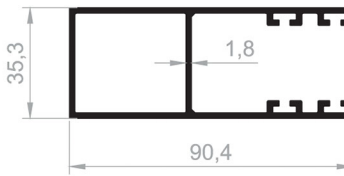


KP2728	
PROFİL BOY ÖLÇÜLERİ	AĞIRLIK
Profile Lengths/ Profil Laenge	Weight / Gewicht
2500 mm / 2700 mm / 3000 mm	0.431 kg/m

KP3088	
PROFİL BOY ÖLÇÜLERİ	AĞIRLIK
Profile Lengths/ Profil Laenge	Weight / Gewicht
2500 mm / 2700 mm / 3000 mm	0.919 kg/m

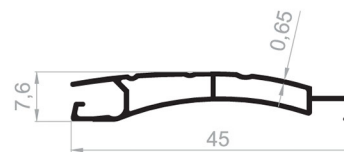
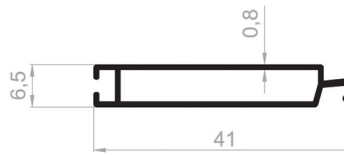


KP3403	
PROFİL BOY ÖLÇÜLERİ	AĞIRLIK
Profile Lengths/ Profil Laenge	Weight / Gewicht
2500 mm / 2700 mm / 3000 mm	1.225 kg/m

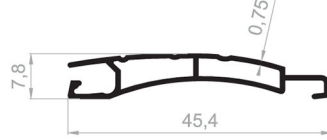


KP3089	
PROFİL BOY ÖLÇÜLERİ	AĞIRLIK
Profile Lengths/ Profil Laenge	Weight / Gewicht
2500 mm / 2700 mm / 3000 mm	1.419 kg/m

KP2729	
PROFİL BOY ÖLÇÜLERİ	AĞIRLIK
Profile Lengths/ Profil Laenge	Weight / Gewicht
2500 mm / 2700 mm / 3000 mm	0.201 kg/m

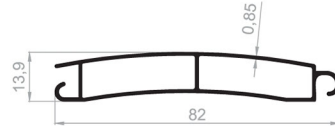


KP3598	
PROFİL BOY ÖLÇÜLERİ	AĞIRLIK
Profile Lengths/ Profil Laenge	Weight / Gewicht
2500 mm / 2700 mm / 3000 mm	0.187 kg/m

**KEPENK PROFİLİ**  
 Roller Shutters / Rolladen


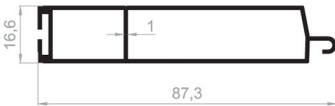
KP3191	
PROFİL BOY ÖLÇÜLERİ	AĞIRLIK
Profile Lengths/ Profil Laenge	Weight / Genwicht
2500 mm / 2700 mm / 3000 mm	0.219 kg/m

KP3302	
PROFİL BOY ÖLÇÜLERİ	AĞIRLIK
Profile Lengths/ Profil Laenge	Weight / Genwicht
2500 mm / 2700 mm / 3000 mm	0.473 kg/m



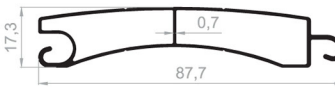
KP3118	
PROFİL BOY ÖLÇÜLERİ	AĞIRLIK
Profile Lengths/ Profil Laenge	Weight / Genwicht
2500 mm / 2700 mm / 3000 mm	0.469 kg/m

KP4074	
PROFİL BOY ÖLÇÜLERİ	AĞIRLIK
Profile Lengths/ Profil Laenge	Weight / Genwicht
2500 mm / 2700 mm / 3000 mm	0.612 kg/m




KP6042	
PROFİL BOY ÖLÇÜLERİ	AĞIRLIK
Profile Lengths/ Profil Laenge	Weight / Genwicht
2500 mm / 2700 mm / 3000 mm	0.658 kg/m

KP2146	
PROFİL BOY ÖLÇÜLERİ	AĞIRLIK
Profile Lengths/ Profil Laenge	Weight / Genwicht
2500 mm / 2700 mm / 3000 mm	0.504 kg/m

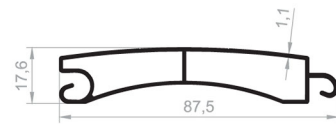


**KEPENK PROFİLİ**  
Roller Shutters / Rolladen



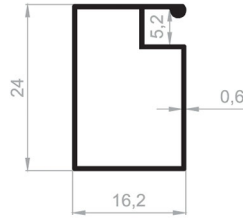
KP4075	
PROFİL BOY ÖLÇÜLERİ	AĞIRLIK
Profile Lengths/ Profil Laenge	Weight / Gewicht
2500 mm / 2700 mm / 3000 mm	0.612 kg/m

KP6247	
PROFİL BOY ÖLÇÜLERİ	AĞIRLIK
Profile Lengths/ Profil Laenge	Weight / Gewicht
2500 mm / 2700 mm / 3000 mm	0.759 kg/m



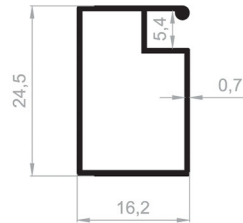
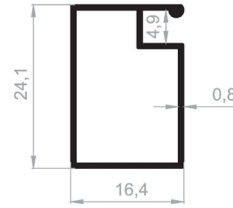
KP3303	
PROFİL BOY ÖLÇÜLERİ	AĞIRLIK
Profile Lengths/ Profil Laenge	Weight / Gewicht
2500 mm / 2700 mm / 3000 mm	,660 kg/m



**SİNEKLİK PROFİLERİ**  
 Insect Screen Profiles / Insektenschutz Profile


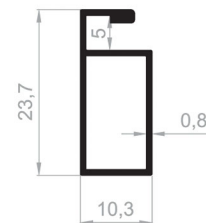
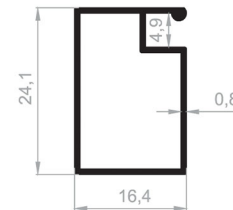
SP3522	
PROFİL BOY ÖLÇÜLERİ	AĞIRLIK
Profile Lengths/ Profil Laenge	Weight / Genwicht
2500 mm / 2700 mm / 3000 mm	0.143 kg/m

SP1034-B	
PROFİL BOY ÖLÇÜLERİ	AĞIRLIK
Profile Lengths/ Profil Laenge	Weight / Genwicht
2500 mm / 2700 mm / 3000 mm	0.165 kg/m



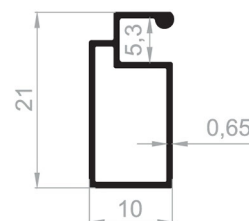
SP3368	
PROFİL BOY ÖLÇÜLERİ	AĞIRLIK
Profile Lengths/ Profil Laenge	Weight / Genwicht
2500 mm / 2700 mm / 3000 mm	0.171 kg/m

SP1034	
PROFİL BOY ÖLÇÜLERİ	AĞIRLIK
Profile Lengths/ Profil Laenge	Weight / Genwicht
2500 mm / 2700 mm / 3000 mm	0.186 kg/m

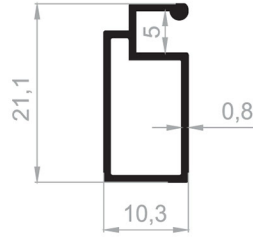


SP1031	
PROFİL BOY ÖLÇÜLERİ	AĞIRLIK
Profile Lengths/ Profil Laenge	Weight / Genwicht
2500 mm / 2700 mm / 3000 mm	0.153 kg/m

SP1594	
PROFİL BOY ÖLÇÜLERİ	AĞIRLIK
Profile Lengths/ Profil Laenge	Weight / Genwicht
2500 mm / 2700 mm / 3000 mm	0.120 kg/m

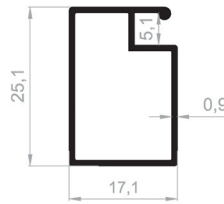
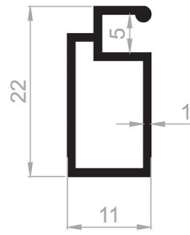


**SİNEKLİK PROFİLLERİ**  
Insect Screen Profiles / Insektenschutz Profile

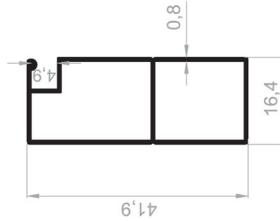


SP1030	
PROFİL BOY ÖLÇÜLERİ	AĞIRLIK
Profile Lengths/ Profil Laenge	Weight / Gewicht
2500 mm / 2700 mm / 3000 mm	0,141 kg/m

SP1000	
PROFİL BOY ÖLÇÜLERİ	AĞIRLIK
Profile Lengths/ Profil Laenge	Weight / Gewicht
2500 mm / 2700 mm / 3000 mm	0,178 kg/m

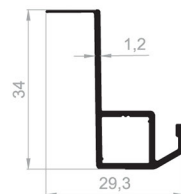
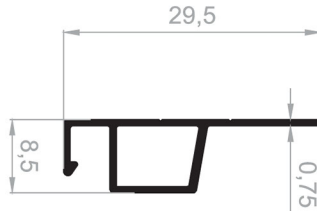


SP1001	
PROFİL BOY ÖLÇÜLERİ	AĞIRLIK
Profile Lengths/ Profil Laenge	Weight / Gewicht
2500 mm / 2700 mm / 3000 mm	0,238 kg/m



SP1027	
PROFİL BOY ÖLÇÜLERİ	AĞIRLIK
Profile Lengths/ Profil Laenge	Weight / Gewicht
2500 mm / 2700 mm / 3000 mm	,294 kg/m

SP2712	
PROFİL BOY ÖLÇÜLERİ	AĞIRLIK
Profile Lengths/ Profil Laenge	Weight / Gewicht
2500 mm / 2700 mm / 3000 mm	,217 kg/m

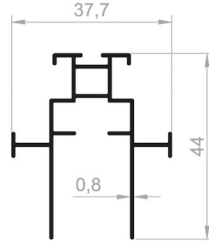



SP0067	
PROFİL BOY ÖLÇÜLERİ	AĞIRLIK
Profile Lengths/ Profil Laenge	Weight / Gewicht
2500 mm / 2700 mm / 3000 mm	0,271kg/m



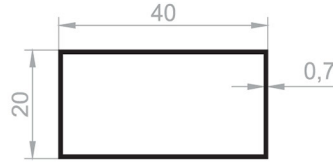


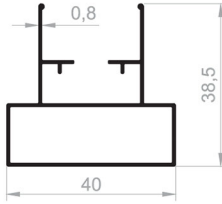
## SİNEKLİK PROFİLLERİ

Insect Screen Profiles / Insektenschutz Profile



SP5701	
PROFİL BOY ÖLÇÜLERİ	AĞIRLIK
Profile Lengths/ Profil Laenge	Weight / Genwicht
2500 mm / 2700 mm / 3000 mm	0.365 kg/m

SP5702	
PROFİL BOY ÖLÇÜLERİ	AĞIRLIK
Profile Lengths/ Profil Laenge	Weight / Genwicht
2500 mm / 2700 mm / 3000 mm	0.375 kg/m

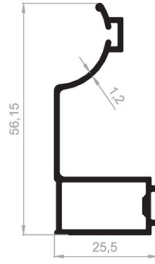


SP3482	
PROFİL BOY ÖLÇÜLERİ	AĞIRLIK
Profile Lengths/ Profil Laenge	Weight / Genwicht
2500 mm / 2700 mm / 3000 mm	0.222 kg/m

SP1864	
PROFİL BOY ÖLÇÜLERİ	AĞIRLIK
Profile Lengths/ Profil Laenge	Weight / Genwicht
2500 mm / 2700 mm / 3000 mm	0.261 kg/m

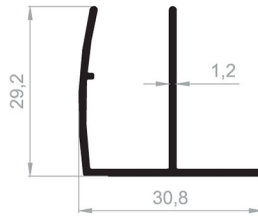

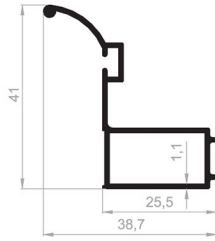


**DUŞAKABİN PROFİLLERİ** (Bella Serisi)  
Shower Cabinet Profiles (Bella Series) / Dusch-Kabinett Profile (Bella Series)

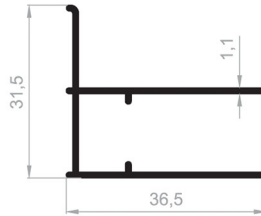


DP1247	
PROFİL BOY ÖLÇÜLERİ	AĞIRLIK
Profile Lengths/ Profil Laenge	Weight / Gewicht
2500 mm / 2700 mm / 3000 mm	0.448 kg/m

DP1248	
PROFİL BOY ÖLÇÜLERİ	AĞIRLIK
Profile Lengths/ Profil Laenge	Weight / Gewicht
2500 mm / 2700 mm / 3000 mm	0.365 kg/m

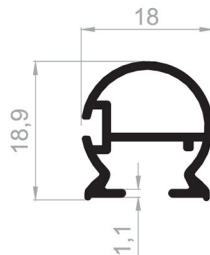
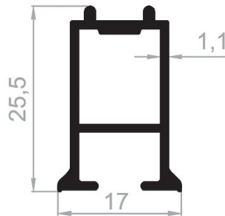


DP1871	
PROFİL BOY ÖLÇÜLERİ	AĞIRLIK
Profile Lengths/ Profil Laenge	Weight / Gewicht
2500 mm / 2700 mm / 3000 mm	0.287 kg/m



DP1250	
PROFİL BOY ÖLÇÜLERİ	AĞIRLIK
Profile Lengths/ Profil Laenge	Weight / Gewicht
2500 mm / 2700 mm / 3000 mm	0.319 kg/m

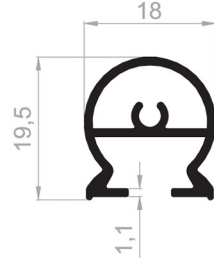
DP1255	
PROFİL BOY ÖLÇÜLERİ	AĞIRLIK
Profile Lengths/ Profil Laenge	Weight / Gewicht
2500 mm / 2700 mm / 3000 mm	0.262 kg/m



DP1251	
PROFİL BOY ÖLÇÜLERİ	AĞIRLIK
Profile Lengths/ Profil Laenge	Weight / Gewicht
2500 mm / 2700 mm / 3000 mm	0.240 kg/m

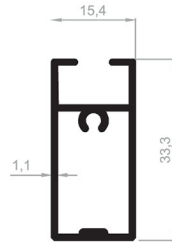
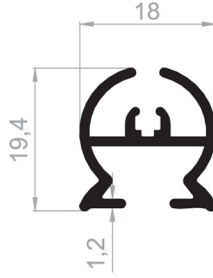
**DUŞAKABİN PROFİLLERİ** (Bella Serisi)

Shower Cabinet Profiles (Bella Series) / Dusch-Kabinett Profile (Bella Series)



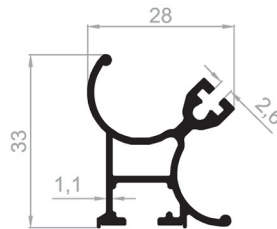
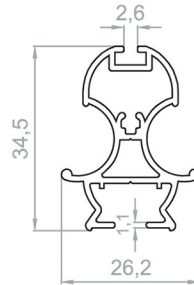
DP1252	
PROFİL BOY ÖLÇÜLERİ	AĞIRLIK
Profile Lengths/ Profil Laenge	Weight / Gewicht
2500 mm / 2700 mm / 3000 mm	0.254 kg/m

DP1258	
PROFİL BOY ÖLÇÜLERİ	AĞIRLIK
Profile Lengths/ Profil Laenge	Weight / Gewicht
2500 mm / 2700 mm / 3000 mm	0.267 kg/m



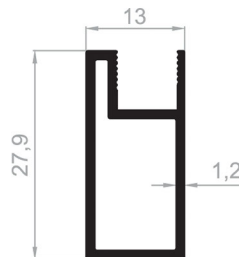
DP1256	
PROFİL BOY ÖLÇÜLERİ	AĞIRLIK
Profile Lengths/ Profil Laenge	Weight / Gewicht
2500 mm / 2700 mm / 3000 mm	0.338 kg/m

DP1257	
PROFİL BOY ÖLÇÜLERİ	AĞIRLIK
Profile Lengths/ Profil Laenge	Weight / Gewicht
2500 mm / 2700 mm / 3000 mm	0.443 kg/m

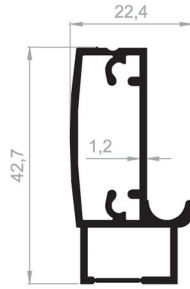


DP1254	
PROFİL BOY ÖLÇÜLERİ	AĞIRLIK
Profile Lengths/ Profil Laenge	Weight / Gewicht
2500 mm / 2700 mm / 3000 mm	0.418 kg/m

DP1872	
PROFİL BOY ÖLÇÜLERİ	AĞIRLIK
Profile Lengths/ Profil Laenge	Weight / Gewicht
2500 mm / 2700 mm / 3000 mm	0.271 kg/m

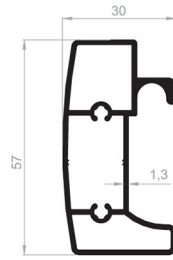

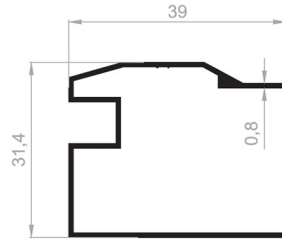


**DUŞAKABİN PROFİLLERİ** (Bella Serisi)  
Shower Cabinet Profiles (Bella Series) / Dusch-Kabinett Profile (Bella Series)

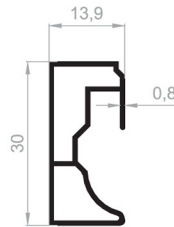


DP1873	
PROFİL BOY ÖLÇÜLERİ	AĞIRLIK
Profile Lengths/ Profil Laenge	Weight / Gewicht
2500 mm / 2700 mm / 3000 mm	0.492 kg/m

DP1106	
PROFİL BOY ÖLÇÜLERİ	AĞIRLIK
Profile Lengths/ Profil Laenge	Weight / Gewicht
2500 mm / 2700 mm / 3000 mm	0.282 kg/m

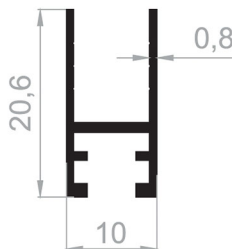
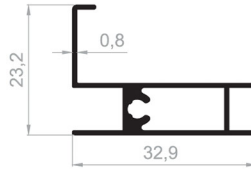


DP2087	
PROFİL BOY ÖLÇÜLERİ	AĞIRLIK
Profile Lengths/ Profil Laenge	Weight / Gewicht
2500 mm / 2700 mm / 3000 mm	0.797 kg/m



DP1110	
PROFİL BOY ÖLÇÜLERİ	AĞIRLIK
Profile Lengths/ Profil Laenge	Weight / Gewicht
2500 mm / 2700 mm / 3000 mm	0.230 kg/m

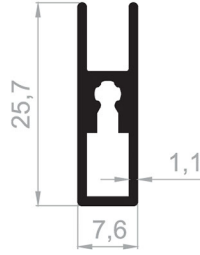
DP1104	
PROFİL BOY ÖLÇÜLERİ	AĞIRLIK
Profile Lengths/ Profil Laenge	Weight / Gewicht
2500 mm / 2700 mm / 3000 mm	0.255 kg/m



DP1108	
PROFİL BOY ÖLÇÜLERİ	AĞIRLIK
Profile Lengths/ Profil Laenge	Weight / Gewicht
2500 mm / 2700 mm / 3000 mm	0.133 kg/m

**DUŞAKABİN PROFİLLERİ** (Bella Serisi)

Shower Cabinet Profiles (Bella Series) / Dusch-Kabinett Profile (Bella Series)

**DP1109****PROFİL BOY ÖLÇÜLERİ**  
Profile Lengths/ Profil Laenge

2500 mm / 2700 mm / 3000 mm

**AĞIRLIK**  
Weight / Gewicht


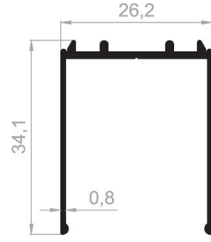
0.233 kg/m

**DP1107****PROFİL BOY ÖLÇÜLERİ**  
Profile Lengths/ Profil Laenge

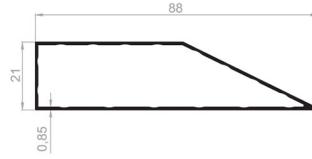
2500 mm / 2700 mm / 3000 mm

**AĞIRLIK**  
Weight / Gewicht

0.249 kg/m

**MASTAR PROFİLLERİ** (Ekonomik Serisi)

Gauge Profiles / Lineal Profile

**M1773****PROFİL BOY ÖLÇÜLERİ**  
Profile Lengths/ Profil Laenge

2500 mm / 2700 mm / 3000 mm

**AĞIRLIK**  
Weight / Gewicht

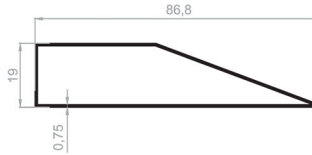
0.436 kg/m

**M3746****PROFİL BOY ÖLÇÜLERİ**  
Profile Lengths/ Profil Laenge

2500 mm / 2700 mm / 3000 mm

**AĞIRLIK**  
Weight / Gewicht

0.390 kg/m

**M1771****PROFİL BOY ÖLÇÜLERİ**  
Profile Lengths/ Profil Laenge

2500 mm / 2700 mm / 3000 mm

**AĞIRLIK**  
Weight / Gewicht

0.385 kg/m

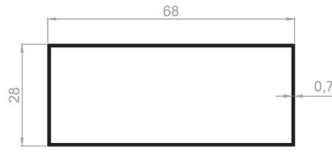

**M1618****PROFİL BOY ÖLÇÜLERİ**  
Profile Lengths/ Profil Laenge

2500 mm / 2700 mm / 3000 mm

**AĞIRLIK**  
Weight / Gewicht

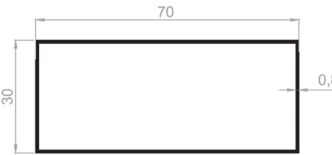


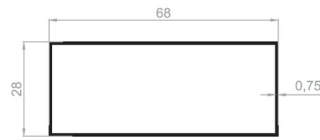
0.336 kg/m





**MASTAR PROFİLLERİ** (Ekonomik Serisi)  
 Gauge Profiles / Lineal Profile


<b>M3481</b>	
<b>PROFİL BOY ÖLÇÜLERİ</b>	<b>AĞIRLIK</b>
Profile Lengths/ Profil Laenge	Weight / Gewicht
2500 mm / 2700 mm / 3000 mm	0.358 kg/m

<b>M3747</b>	
<b>PROFİL BOY ÖLÇÜLERİ</b>	<b>AĞIRLIK</b>
Profile Lengths/ Profil Laenge	Weight / Gewicht
2500 mm / 2700 mm / 3000 mm	0.390 kg/m




<b>M2242</b>	
<b>PROFİL BOY ÖLÇÜLERİ</b>	<b>AĞIRLIK</b>
Profile Lengths/ Profil Laenge	Weight / Gewicht
2500 mm / 2700 mm / 3000 mm	0.425 kg/m



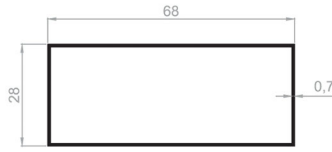
<b>M2243</b>	
<b>PROFİL BOY ÖLÇÜLERİ</b>	<b>AĞIRLIK</b>
Profile Lengths/ Profil Laenge	Weight / Gewicht
2500 mm / 2700 mm / 3000 mm	0.590 kg/m

<b>M1025</b>	
<b>PROFİL BOY ÖLÇÜLERİ</b>	<b>AĞIRLIK</b>
Profile Lengths/ Profil Laenge	Weight / Gewicht
2500 mm / 2700 mm / 3000 mm	0.512 kg/m



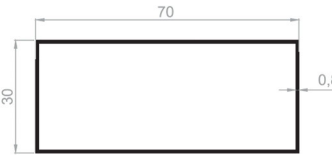

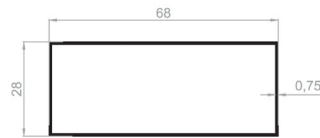
<b>M1559</b>	
<b>PROFİL BOY ÖLÇÜLERİ</b>	<b>AĞIRLIK</b>
Profile Lengths/ Profil Laenge	Weight / Gewicht
2500 mm / 2700 mm / 3000 mm	0.482 kg/m

**MASTAR PROFİLLERİ** (Ekonomik Serisi)  
Gauge Profiles / Lineal Profile




<b>M3481</b>	
<b>PROFİL BOY ÖLÇÜLERİ</b>	<b>AĞIRLIK</b>
Profile Lengths/ Profil Laenge	Weight / Genwicht
2500 mm / 2700 mm / 3000 mm	0.358 kg/m

<b>M3747</b>	
<b>PROFİL BOY ÖLÇÜLERİ</b>	<b>AĞIRLIK</b>
Profile Lengths/ Profil Laenge	Weight / Genwicht
2500 mm / 2700 mm / 3000 mm	0.390 kg/m




<b>M2242</b>	
<b>PROFİL BOY ÖLÇÜLERİ</b>	<b>AĞIRLIK</b>
Profile Lengths/ Profil Laenge	Weight / Genwicht
2500 mm / 2700 mm / 3000 mm	0.425 kg/m

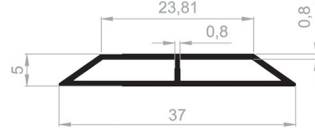


<b>M2243</b>	
<b>PROFİL BOY ÖLÇÜLERİ</b>	<b>AĞIRLIK</b>
Profile Lengths/ Profil Laenge	Weight / Genwicht
2500 mm / 2700 mm / 3000 mm	0.590 kg/m

<b>M1025</b>	
<b>PROFİL BOY ÖLÇÜLERİ</b>	<b>AĞIRLIK</b>
Profile Lengths/ Profil Laenge	Weight / Genwicht
2500 mm / 2700 mm / 3000 mm	0.512 kg/m

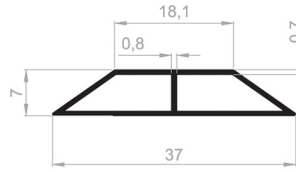
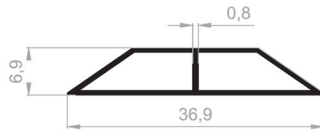


<b>M1559</b>	
<b>PROFİL BOY ÖLÇÜLERİ</b>	<b>AĞIRLIK</b>
Profile Lengths/ Profil Laenge	Weight / Genwicht
2500 mm / 2700 mm / 3000 mm	0.482 kg/m

**MASTAR PROFİLLERİ** (Ekonomik Serisi)  
 Gauge Profiles / Lineal Profile


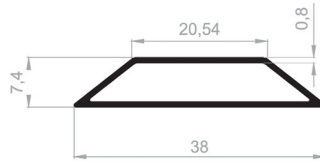
M2721	
PROFİL BOY ÖLÇÜLERİ	AĞIRLIK
Profile Lengths/ Profil Laenge	Weight / Genwicht
2500 mm / 2700 mm / 3000 mm	0.165 kg/m

M3514	
PROFİL BOY ÖLÇÜLERİ	AĞIRLIK
Profile Lengths/ Profil Laenge	Weight / Genwicht
2500 mm / 2700 mm / 3000 mm	0.141 kg/m



M2236	
PROFİL BOY ÖLÇÜLERİ	AĞIRLIK
Profile Lengths/ Profil Laenge	Weight / Genwicht
2500 mm / 2700 mm / 3000 mm	0.154 kg/m

M1748	
PROFİL BOY ÖLÇÜLERİ	AĞIRLIK
Profile Lengths/ Profil Laenge	Weight / Genwicht
2500 mm / 2700 mm / 3000 mm	0,168 kg/m





**MOBICON**

**MOBICON**